



Club Health Assessment for District 17 K through November 2025

			Status	Membership						Reports				Finance	LCIF	
Club Number	Club Name	Charter Date	Times in Status Quo in Past 2 Years	Current Member Count **	YTD Members Added	YTD Members Dropped	YTD Net Growth% ***	Member Count 1 Year Ago	Dropped Members Avg.Length of Service	Months Since Membership Update	Current Officers Reported ****	Current President Repeated Term	VP Reported *****	Last Date Reported Service (mm/yyyy)	Account Balance	YTD Donations
Clubs more than two years old																
7141	ATWOOD	03/31/1952	Active	20	1	1	0.00%	20	15	1	Y	6		10/2025		
Exc Award (06/30/2022)																
7099	BARNARD	03/10/1953	Active	22	0	0	0.00%	22		18	Y	3	R	04/2024		
7142	BREWSTER	04/08/1947	Active	27	3	0	12.50%	25		2	Y		N	03/2023	90+ Days	
7143	BUNKER HILL	04/01/1955	Active	23	0	3	-11.54%	26	4	2	Y	2		12/2024		
41470	CIMARRON	06/01/1982	Active	18	0	1	-5.26%	18	7	4	Y	2	R	12/2024		
7235	CLAFLIN	11/25/1940	Active	11	0	0	0.00%	11		12	Y	2	R	11/2019		
32610	COLBY HIGH PLAIN	07/23/1976	Active	9	0	0	0.00%	10		4	Y	4		10/2025		
7193	CUNNINGHAM	04/03/1956	Active	16	0	0	0.00%	18		0	Y	2	N	10/2020		
7240	DODGE CITY	11/22/1929	Active	10	1	1	0.00%	11	48	0	Y	2	R	09/2020		\$3,825.00
7146	DOWNS	03/28/1958	Active	9	0	0	0.00%	10		9	Y	7		12/2022		\$30.00
7242	ELKHART	03/11/1929	Active	7	0	0	0.00%	7		17	N	None	R	05/2024		
7243	ELLINWOOD	05/10/1951	Active	6	0	0	0.00%	6		20	Y	8	R	02/2023		
7244	GARDEN CITY	05/06/1931	Active(1)	24	0	0	0.00%	24		4	Y	2	R	09/2020		
7147	GEM	04/12/1955	Active	10	0	0	0.00%	10		6	Y	5	R	08/2019		
48417	GLEN ELDER	04/12/1988	Active	21	0	1	-4.55%	21	33	3	Y			03/2020		
7148	GOODLAND	11/09/1955	Active	21	0	2	-8.70%	23	2	1	Y	3		10/2025		\$1,200.00
Exc Award (06/30/2022)																
7246	GREAT BEND EVENING	11/30/1970	Active	18	1	4	-14.29%	21	1	1	Y		R	06/2025		\$200.00
Exc Award (06/30/2016, 06/30/2017, 06/30/2018, 06/30/2021, 06/30/2022)																
7247	GREAT BEND NOON	03/22/1923	Active	45	4	3	2.27%	46	15	0	Y		N	01/2025		
7151	HAYS	10/10/1924	Active	46	1	4	-6.12%	54	5	0	Y		R	11/2025		\$1,305.00
Exc Award (06/30/2021, 06/30/2022, 06/30/2024)																
7153	HILL CITY	01/17/1951	Active	13	0	0	0.00%	13		5	N		N	02/2022		
7114	HOLYROOD	04/29/1947	Active	14	0	0	0.00%	14		6	Y	17	R	01/2023		
118471	HOXIE HOTRODDERS	12/18/2012	Active	31	5	12	-18.42%	34	7	0	Y	3	R	09/2025	90+ Days	
Exc Award (06/30/2018)																




Club Health Assessment for District 17 K through November 2025

INTERNATIONAL

			Status	Membership						Reports				Finance		LCIF
Club Number	Club Name	Charter Date	Times in Status Quo in Past 2 Years	Current Member Count **	YTD Members Added	YTD Members Dropped	YTD Net Growth% ***	Member Count 1 Year Ago	Dropped Members Avg.Length of Service	Months Since Membership Update	Current Officers Reported ****	Current President Repeated Term	VP Reported *****	Last Date Reported Service (mm/yyyy)	Account Balance	YTD Donations
7250	HUGOTON	09/10/1952	Active	19	1	1	0.00%	20	2	1	Y		N	04/2021		
7202	HUTCHINSON BREAKFAST	05/21/1964	Active	18	0	0	0.00%	20		7	Y	2	N	12/2024		\$125.00
	Exc Award (06/30/2021)															
105221	HUTCHINSON NOON	04/13/2009	Active	9	1	0	12.50%	10		2	N	2	N	06/2025		
	Exc Award (06/30/2021)															
7155	JENNINGS	10/13/1970	Active	7	0	0	0.00%	9		7	Y	9	R	12/2019		
7251	JETMORE	01/30/1930	Active	22	0	0	0.00%	21		9	N	2	R	08/2021		
7156	KENSINGTON	04/30/1959	Active	26	0	0	0.00%	25		4	Y		N	11/2025		\$300.00
	Exc Award (06/30/2021)															
7204	KINGMAN	10/05/1921	Active	25	2	2	0.00%	25	36	0	Y		N	02/2018		
7157	KIRWIN	04/01/1970	Active	16	0	2	-11.11%	18	11	3	Y	15	R	04/2021		
7253	LA CROSSE	02/09/1927	Active	9	0	2	-18.18%	11	16	4	Y	8		09/2016		
7239	LANE COUNTY	10/26/1965	Status Quo(2)	1	0	0	0.00%	6		5	N	None		09/2022	90+ Days	
	Exc Award (06/30/2021)															
7254	LARNED	03/22/1952	Active	20	0	0	0.00%	21		6	Y		N	11/2025		\$1,000.00
28094	LARNED FORT LARNED	03/08/1974	Active	7	0	1	-12.50%	14	10	2	Y	2		12/2023		
7257	LIBERAL	07/01/1921	Active	23	0	1	-4.17%	24	3	4	Y		N	07/2020		
7119	LINCOLN	04/12/1923	Status Quo(3)	9	0	0	0.00%	9		20	Y	15		12/2019	90+ Days	
7121	LITTLE RIVER	02/11/1938	Active	20	0	0	0.00%	20		21	Y	2		09/2020		
7159	LOGAN	12/06/1971	Active	14	0	0	0.00%	15		5	N		R	05/2021		\$250.00
7161	LUCAS	06/01/1951	Active	34	1	0	3.03%	37		0	Y	10	R	04/2016		
7259	MACKSVILLE	05/19/1926	Active	7	0	0	0.00%	7		4	Y		N	03/2018		
7207	MEDICINE LODGE	02/09/1926	Active	15	0	0	0.00%	15		13	Y		N	04/2021		
7261	MONTEZUMA	01/05/1953	Active	14	0	0	0.00%	14		21	Y	5		09/2020		
7164	MORLAND	12/14/1953	Active	21	0	0	0.00%	21		21	Y	2		03/2022		
116775	NATOMA	06/13/2012	Active	8	0	0	0.00%	8		10	Y			06/2021		
7166	NORTON	03/13/1930	Active	55	2	0	3.77%	57		3	Y		N	11/2025		
7168	OBERLIN	06/29/1948	Active(1)	14	0	0	0.00%	16		4	Y	7		06/2024		
	Exc Award (06/30/2022)															
7265	OTIS	01/16/1951	Active	12	0	0	0.00%	12		19	Y		IP	03/2018		



Club Health Assessment for District 17 K through November 2025

			Status	Membership					Reports					Finance	LCIF	
Club Number	Club Name	Charter Date	Times in Status Quo in Past 2 Years	Current Member Count **	YTD Members Added	YTD Members Dropped	YTD Net Growth% ***	Member Count 1 Year Ago	Dropped Members Avg.Length of Service	Months Since Membership Update	Current Officers Reported ****	Current President Repeated Term	VP Reported *****	Last Date Reported Service (mm/yyyy)	Account Balance	YTD Donations
7170	PALCO	12/14/1950	Active	34	0	0	0.00%	37		8	Y	18		04/2023		
7267	PLAINS	04/13/1931	Active	16	0	0	0.00%	16		17	Y	4	R	09/2023		
7172	PLAINVILLE	01/20/1932	Active	20	0	0	0.00%	20		8	Y	4		09/2022		
7268	PRATT	07/18/1921	Active	12	2	0	20.00%	10		6	Y	7		10/2022		
7270	RANSOM	02/04/1953	Active	15	0	2	-11.76%	18	33	1	Y	2	R	07/2022		
7173	REXFORD	03/23/1951	Active(1)	7	0	0	0.00%	7		21	Y	2	R	01/2022		
30099	ROZEL	01/13/1975	Active	9	0	0	0.00%	9		4	Y	2	R	12/2020		
7273	SATANTA	03/10/1964	Active	10	0	0	0.00%	11		11	N	None		11/2022		
7178	SMITH CENTER	02/11/1946	Active	19	0	0	0.00%	18		7	Y		N	12/2020		
7175	ST FRANCIS	05/05/1951	Active	14	0	0	0.00%	12		4	Y	2		02/2025		
Exc Award (06/30/2021)																
7272	ST JOHN	02/02/1924	Active	7	0	0	0.00%	12		11	Y	15		05/2019		
7276	STAFFORD	04/13/1938	Active	11	2	2	0.00%	11	3	1	Y	3	R	12/2024		
47134	TIPTON	04/13/1987	Active	20	0	0	0.00%	20		15	Y	3		08/2019		
7278	ULYSSES	01/01/1952	Active	7	0	0	0.00%	7		15	Y	7		10/2025		
7181	WAKEENEY	05/02/1932	Active	51	5	0	10.87%	37		4	Y	6	R	07/2022		
Exc Award (06/30/2022)																
7182	WALDO	01/16/1954	Active	11	0	0	0.00%	11		20	Y	6		10/2021		


Clubs Cancelled Previous Fiscal Year – Clubs Cancelled within last 12 months may be reinstated

Club Number	Club Name	Charter Date	Current Status*	Cancellation Date
7252	KISMET	03/20/1969	Cancelled(6*)	05/29/2025

Current Total Clubs Count	YTD New Clubs Count	YTD Cancelled Clubs Count	YTD Net Club Gain	Current Total Members Count	YTD Add	YTD Drop	YTD Net Growth	Member Count 12 Months Ago	Average Member Count Per Club	% of Clubs with less than 20 members	% No Officer Report in 12 Months	% of Clubs with balance 90+ days	Number of Clubs in Status Quo	% Status Quo Clubs in Financial Suspension	Number of Cancelled Clubs	Average Cancelled Club Age	Members Lost Due to Cancellation	% of Clubs Cancelled for Non-Financial Reasons
63	0	0	0	1,109	32	45	-13	1,155	18	63%	0%	10%	2	100%	0	0	0	0%



Club Health Assessment for District 17 K through November 2025

																
Club Number	Club Name	Charter Date	Status	Membership					Reports				Finance	LCIF		
			Times in Status Quo in Past 2 Years	Current Member Count **	YTD Members Added	YTD Members Dropped	YTD Net Growth% ***	Member Count 1 Year Ago	Dropped Members Avg.Length of Service	Months Since Membership Update	Current Officers Reported ****	Current President Repeated Term	VP Reported *****	Last Date Reported Service (mm/yyyy)	Account Balance	YTD Donations

* - P - Priority Club. Cancellation Reasons: 1-Objectives/conduct, 2-Non-active club, 5-Non-existing club, 6-Disbanding, 7-Merger, 8-Financial Suspension, 9-District/Multiple District Dues.

** Red denotes below 15 active members.

*** Red denotes 20% + loss.

**** Y - all 3 (President, Secretary, Treasurer) club officers reported, N - not all 3 reported.

***** Abbreviation: N-New, IP-Immediate Past, R-Repeat.




Club Health Assessment for District 17 A through November 2025

			Status	Membership						Reports				Finance	LCIF	
Club Number	Club Name	Charter Date	Times in Status Quo in Past 2 Years	Current Member Count **	YTD Members Added	YTD Members Dropped	YTD Net Growth% ***	Member Count 1 Year Ago	Dropped Members Avg.Length of Service	Months Since Membership Update	Current Officers Reported ****	Current President Repeated Term	VP Reported *****	Last Date Reported Service (mm/yyyy)	Account Balance	YTD Donations
Clubs more than two years old																
7053	ABILENE	03/04/1925	Active	5	0	0	0.00%	7		8	Y	2		11/2023		
	Exc Award (06/30/2016)															
7098	ASSARIA	02/16/1951	Active	20	0	0	0.00%	23		5	Y		R	10/2025		\$200.00
	Exc Award (06/30/2017)															
6997	ATCHISON	09/25/1947	Active	5	0	0	0.00%	5		13	Y	3		02/2024		
6998	AUBURN	04/21/1965	Active	20	0	0	0.00%	20		18	Y		IP	08/2025		\$50.00
	Exc Award (06/30/2022)															
35718	BALDWIN CITY	06/30/1978	Active	15	1	2	-6.25%	20	10	1	Y			03/2024		\$25,000.00
7056	BARNES	04/11/1969	Active	11	0	0	0.00%	11		4	Y	2	R	04/2016		
6999	BASEHOR	02/28/1972	Active	12	0	0	0.00%	12		8	Y	3		05/2024	90+ Days	
7057	BELLEVILLE	09/12/1924	Active	46	0	2	-4.17%	49	25	2	Y		N	11/2018		
7101	BENNINGTON	02/25/1932	Active	20	1	3	-9.09%	20	5	0	Y	4	R	05/2019		
7059	CHAPMAN	10/04/1945	Active	16	0	2	-11.11%	19	11	4	Y		IP	10/2025		
7060	CLAY CENTER	12/12/1928	Active	20	0	1	-4.76%	19	8	4	Y	2	R	04/2013		
7107	CLYDE	02/18/1930	Cancelled(6*)	0	0	0	0.00%	15		5	N	None		11/2024		
7108	CONCORDIA	06/01/1938	Active	32	2	0	6.67%	28		2	Y	2	R	11/2025		
	Exc Award (06/30/2016, 06/30/2017, 06/30/2023)															
7109	DELPHOS	02/23/1932	Active	24	0	0	0.00%	21		5	Y	3	N	08/2025	90+ Days	
	Exc Award (06/30/2016, 06/30/2018, 06/30/2025)															
7005	EASTON	05/31/1955	Active	20	0	2	-9.09%	22	6	1	Y		N	10/2025		
7006	EFFINGHAM	11/21/1968	Active	27	0	0	0.00%	28		6	Y	3	N	10/2025		\$50.00
7008	EUDORA	04/03/1951	Active	29	4	0	16.00%	25		1	Y	2	R	11/2025		
	Exc Award (06/30/2017, 06/30/2019, 06/30/2021, 06/30/2022, 06/30/2024)															
7009	EVEREST	12/04/1958	Active	12	2	2	0.00%	12	19	0	Y	2	R	10/2025		\$275.00
7010	GARDNER	01/08/1947	Active	20	3	1	11.11%	18	24	0	Y	3	R	11/2025		\$50.00
	Exc Award (06/30/2017)															
7113	GYPSUM	04/30/1928	Active	0	0	8	-100.00%	10	29	0	N	None		04/2021		



Club Health Assessment for District 17 A through November 2025

			Status	Membership					Reports					Finance	LCIF	
Club Number	Club Name	Charter Date	Times in Status Quo in Past 2 Years	Current Member Count **	YTD Members Added	YTD Members Dropped	YTD Net Growth***	Member Count 1 Year Ago	Dropped Members Avg.Length of Service	Months Since Membership Update	Current Officers Reported ****	Current President Repeated Term	VP Reported *****	Last Date Reported Service (mm/yyyy)	Account Balance	YTD Donations
7013	HIAWATHA	03/22/1938	Active	16	1	0	6.67%	16		2	Y		N	08/2025		\$50.00
32720	HIGHLAND	09/17/1976	Active	9	0	0	0.00%	9		17	Y	9	R	10/2025		\$150.00
7069	HOPE	07/22/1924	Active	15	0	0	0.00%	16		5	Y		N	11/2024		
54027	HORTON	02/02/1993	Active	4	1	0	33.33%	3		4	Y	4		10/2025		\$50.00
109888	KANSAS CITY DOWNTOWN	12/15/2010	Active	16	0	0	0.00%	17		3	Y	2	R	08/2025		\$225.00
Exc Award (06/30/2016, 06/30/2018)																
36558	KEATS	02/07/1979	Active	16	0	0	0.00%	19		5	Y	10	R	11/2025		
Exc Award (06/30/2017, 06/30/2022)																
58366	LANCASTER	06/05/1996	Active(1)	2	0	0	0.00%	2		24	Y	17	R	10/2023		
7017	LANSING	06/22/1954	Active	46	1	0	2.22%	41		2	Y		R	11/2025		\$24,200.00
Exc Award (06/30/2016, 06/30/2019, 06/30/2021, 06/30/2022, 06/30/2023, 06/30/2024, 06/30/2025)																
7018	LAWRENCE	05/06/1946	Active	25	0	0	0.00%	25		5	Y	6	R	09/2025		\$50.00
Exc Award (06/30/2017, 06/30/2022)																
7020	LEAVENWORTH	12/16/1937	Active	142	12	6	4.41%	148	20	0	Y		N	11/2025	90+ Days	\$1,350.00
Exc Award (06/30/2017, 06/30/2018, 06/30/2023)																
7021	LEAWOOD	04/23/1954	Active	48	4	1	6.67%	45	1	0	Y		N	12/2022		\$150.00
Exc Award (06/30/2017, 06/30/2018, 06/30/2019, 06/30/2022, 06/30/2023)																
7022	LENEXA	10/26/1954	Active	15	0	0	0.00%	14		7	Y	2	N	11/2025		\$50.00
Exc Award (06/30/2023)																
7073	LEONARDVILLE	01/28/1971	Active	5	0	0	0.00%	5		16	Y	13		08/2025		
7023	LINWOOD	05/19/1955	Active	25	0	1	-3.85%	23	3	1	Y	13	R	03/2024		\$50.00
7074	LONGFORD	05/09/1955	Active	14	0	0	0.00%	14		5	Y		N	02/2024		
6951	LOUISBURG	12/30/1946	Active	18	0	1	-5.26%	15	16	1	Y		N	02/2025		\$70.00
Exc Award (06/30/2024)																
7075	MANHATTAN	04/04/1938	Active	33	0	2	-5.71%	32	1	3	Y		R	10/2025	90+ Days	\$500.00
Exc Award (06/30/2017)																
7076	MANHATTAN SUNFLOWER	10/09/1967	Active	29	3	0	11.54%	26		2	Y		N	06/2025		\$6,000.00
Exc Award (06/30/2023)																
7077	MARYSVILLE	12/11/1951	Active	10	0	0	0.00%	10		5	Y	7	R	12/2023		




Club Health Assessment for District 17 A through November 2025

			Status	Membership						Reports				Finance		LCIF	
Club Number	Club Name	Charter Date	Times in Status Quo in Past 2 Years	Current Member Count **	YTD Members Added	YTD Members Dropped	YTD Net Growth% ***	Member Count 1 Year Ago	Dropped Members Avg.Length of Service	Months Since Membership Update	Current Officers Reported ****	Current President Repeated Term	VP Reported *****	Last Date Reported Service (mm/yyyy)	Account Balance	YTD Donations	
123518	Miami County Traveling	10/30/2014	Active	21	1	1	0.00%	23	9	3	Y	2	R	11/2025	90+ Days	\$2,010.00	
	Exc Award (06/30/2018, 06/30/2022, 06/30/2023)																
7126	MILTONVALE	02/10/1932	Active	22	2	2	0.00%	24	14	0	Y		N	10/2025			
7127	MINNEAPOLIS	10/09/1930	Active	22	0	2	-8.33%	25	16	2	Y	2	N	10/2018			
57203	MINNEAPOLIS EVENING	07/03/1995	Active	14	1	0	7.69%	13		5	Y	6		08/2025			
61515	MORGANVILLE	02/15/1999	Active	7	0	0	0.00%	7		18	Y	7	R	10/2023			
7079	NAVARRE	04/27/1972	Active	9	0	0	0.00%	11		6	Y		IP	08/2025			
	Exc Award (06/30/2023)																
7027	OLATHE	08/27/1947	Active	9	0	0	0.00%	12		10	Y	2		09/2024			
	Exc Award (06/30/2019)																
44714	OLATHE NOON	03/22/1985	Active	12	1	0	9.09%	14		4	Y		N	12/2021		\$250.00	
7082	ONAGA	03/31/1954	Active	24	0	0	0.00%	27		5	Y	2	R	10/2023			
7029	OSKALOOSA	02/07/1972	Active	10	0	0	0.00%	8		6	Y	10		10/2025			
7044	OVERLAND PARK HOST	03/16/1957	Active	19	1	7	-24.00%	25	9	1	Y		N	11/2025			\$10.00
	Exc Award (06/30/2024)																
35156	RANDOLPH	03/20/1978	Active	13	0	3	-18.75%	14	4	1	Y	2	R	11/2024			
7033	ROBINSON	04/20/1960	Active	14	0	0	0.00%	15		5	Y	8	R	05/2022			\$50.00
7036	SABETHA	10/01/1954	Active	35	13	7	20.69%	26	0	0	Y		N	11/2025			\$50.00
	Exc Award (06/30/2016)																
7131	SALINA DOWNTOWN	06/23/1921	Active	33	0	0	0.00%	32		6	Y		N	11/2025			
7084	SCANDIA	03/26/1964	Active	30	2	0	7.14%	28		2	Y	7	R	10/2018			
7039	SHAWNEE	10/12/1960	Active	10	0	0	0.00%	10		17	Y	7		11/2025		\$50.00	
	Exc Award (06/30/2016, 06/30/2018, 06/30/2021)																
7041	SILVER LAKE	04/30/1964	Active	7	0	0	0.00%	7		6	Y	7		12/2024		\$50.00	
7086	SOLOMON	02/03/1947	Active	10	0	0	0.00%	10		17	Y	3		03/2019			
7136	TESCOTT	08/01/1945	Active	20	2	0	11.11%	20		1	Y		N	12/2023			
	Exc Award (06/30/2017)																
132205	Tonganoxie	07/10/2017	Active	13	2	4	-13.33%	14	19	0	Y		N	11/2025			
	Exc Award (06/30/2020)																



Club Health Assessment for District 17 A through November 2025

			Status	Membership						Reports				Finance	LCIF	
Club Number	Club Name	Charter Date	Times in Status Quo in Past 2 Years	Current Member Count **	YTD Members Added	YTD Members Dropped	YTD Net Growth% ***	Member Count 1 Year Ago	Dropped Members Avg.Length of Service	Months Since Membership Update	Current Officers Reported ****	Current President Repeated Term	VP Reported *****	Last Date Reported Service (mm/yyyy)	Account Balance	YTD Donations
7045	TOPEKA	04/11/1929	Active	21	1	1	0.00%	19	32	0	Y		N	11/2025	90+ Days	\$125.00
	Exc Award (06/30/2022, 06/30/2024, 06/30/2025)															
7046	TOPEKA SUNFLOWER	12/28/1953	Active	22	0	0	0.00%	23		8	Y	2		10/2025		\$400.00
	Exc Award (06/30/2017)															
7047	TROY	02/10/1969	Active	19	0	1	-5.00%	20	49	2	Y	3	R	11/2021		\$50.00
119124	UNIVERSITY OF KANSAS EYE CENTER	04/04/2013	Active	20	2	0	11.11%	19		1	Y		N	10/2025		\$50.00
7049	VALLEY FALLS	12/01/1952	Active	23	0	0	0.00%	25		5	Y		N	07/2025		\$250.00
	Exc Award (06/30/2018, 06/30/2019, 06/30/2022)															
7090	WAKEFIELD	01/22/1946	Active	15	0	1	-6.25%	15	11	0	N	8		07/2020		
7092	WASHINGTON	01/08/1930	Active	20	0	0	0.00%	20		6	Y	2	N	06/2019		
	Exc Award (06/30/2016)															
7093	WATERVILLE	10/22/1945	Active	23	2	5	-11.54%	26	10	2	Y		IP	02/2024		
7096	WOODBINE	11/22/1955	Active	14	0	0	0.00%	15		5	Y		N	04/2023		\$200.00
	Exc Award (06/30/2023)															

Clubs Cancelled Previous Fiscal Year – Clubs Cancelled within last 12 months may be reinstated

Club Number	Club Name	Charter Date	Current Status*	Cancellation Date
29945	MILFORD	11/22/1974	Cancelled(6*)	06/29/2025
7050	WETMORE	02/11/1971	Cancelled(6*)	08/29/2024

Current Total Clubs Count	YTD New Clubs Count	YTD Cancelled Clubs Count	YTD Net Club Gain	Current Total Members Count	YTD Add	YTD Drop	YTD Net Growth	YTD Net Growth %	Member Count 12 Months Ago	Average Member Count Per Club	% of Clubs with less than 20 members	% No Officer Report in 12 Months	% of Clubs with balance 90+ days	Number of Clubs in Status Quo	% Status Quo Clubs in Financial Suspension	Number of Cancelled Clubs	Average Cancelled Club Age	Members Lost Due to Cancellation	% of Clubs Cancelled for Non-Financial Reasons
68	0	1	-1	1,373	65	68	-3	-0.22%	1,411	20	53%	0%	9%	0	0%	1	200	0	100%

* - P - Priority Club. Cancellation Reasons: 1-Objectives/conduct, 2-Non-active club, 5-Non-existing club, 6-Disbanding, 7-Merger, 8-Financial Suspension, 9-District/Multiple District Dues.

** Red denotes below 15 active members.

*** Red denotes 20% + loss.

**** Y - all 3 (President, Secretary, Treasurer) club officers reported, N - not all 3 reported.

***** Abbreviation: N-New, IP-Immediate Past, R-Repeat.



Club Health Assessment for District 17 N through November 2025

			Status	Membership						Reports				Finance	LCIF	
Club Number	Club Name	Charter Date	Times in Status Quo in Past 2 Years	Current Member Count **	YTD Members Added	YTD Members Dropped	YTD Net Growth% ***	Member Count 1 Year Ago	Dropped Members Avg.Length of Service	Months Since Membership Update	Current Officers Reported ****	Current President Repeated Term	VP Reported *****	Last Date Reported Service (mm/yyyy)	Account Balance	YTD Donations
Clubs less than two years old																
181935	Augusta Servant	05/19/2025	Active	26	4	0	18.18%	0		1	Y	2	N	10/2025	90+ Days	\$1,170.00
Clubs more than two years old																
6929	ALTAMONT	10/07/1946	Active	13	0	0	0.00%	14		11	Y		N	02/2024		
6966	ARKANSAS CITY	11/24/1920	Active	16	0	0	0.00%	17		10	Y	5	R	07/2025		
40502	ARKANSAS CITY EARLY BIRD	11/17/1981	Active	16	0	0	0.00%	18		9	N	2	R	09/2021		
	Exc Award (06/30/2022)															
6968	AUGUSTA	03/19/1946	Active	19	1	0	5.56%	20		1	Y		N	06/2024		
	Exc Award (06/30/2016, 06/30/2017, 06/30/2018)															
6931	BAXTER SPRINGS	11/05/1941	Active	20	0	2	-9.09%	26	22	0	Y		N	09/2025		\$90.00
	Exc Award (06/30/2022, 06/30/2023)															
105389	BEL AIRE	05/04/2009	Active	27	0	1	-3.57%	32	2	0	Y		N	10/2025		\$835.00
	Exc Award (06/30/2019, 06/30/2020, 06/30/2021, 06/30/2024)															
6969	BENTON	06/05/1956	Active	3	0	0	0.00%	4		7	Y	12		12/2021		
56504	BURLINGTON	02/03/1995	Active	20	3	0	17.65%	21		0	Y			05/2025		\$100.00
6933	CANEY	10/02/1944	Active	14	0	0	0.00%	14		22	Y	2		06/2020		
7104	CANTON	06/13/1928	Active(2)	15	0	0	0.00%	15		32	Y	2	N	07/2016		
43074	CARBONDALE	10/18/1983	Active	10	1	2	-9.09%	11	4	3	Y		IP	03/2025		
6973	CEDAR VALE	05/04/1938	Active	13	0	0	0.00%	11		1	Y	2		09/2025		
6934	CHANUTE	08/29/1946	Active	9	0	0	0.00%	9		6	Y	3		02/2023		
7191	CLEARWATER	05/15/1953	Active	20	2	1	5.26%	20	61	0	Y	12	R	10/2025		
6936	COFFEYVILLE	02/18/1921	Active	21	0	1	-4.55%	23	3	3	Y	5		04/2025		
43341	COFFEYVILLE DAYLIGHT DEFENDERS	01/30/1984	Active	8	0	0	0.00%	8		15	Y	6		05/2023		
6937	COLONY	05/27/1954	Active	9	0	0	0.00%	11		9	Y	8		12/2022		
6938	COLUMBUS	11/18/1940	Active	23	0	0	0.00%	25		5	Y		N	04/2018	90+ Days	
105925	COLWICH	06/24/2009	Active	21	0	1	-4.55%	24	4	4	Y	2	R	05/2025		\$15.00
106940	DERBY	12/03/2009	Active	27	1	0	3.85%	23		2	Y		N	02/2025		\$348.00



Club Health Assessment for District 17 N through November 2025

			Status	Membership						Reports				Finance	LCIF	
Club Number	Club Name	Charter Date	Times in Status Quo in Past 2 Years	Current Member Count **	YTD Members Added	YTD Members Dropped	YTD Net Growth% ***	Member Count 1 Year Ago	Dropped Members Avg.Length of Service	Months Since Membership Update	Current Officers Reported ****	Current President Repeated Term	VP Reported *****	Last Date Reported Service (mm/yyyy)	Account Balance	YTD Donations
6976	EMPORIA	06/13/1921	Active	28	0	0	0.00%	25		5	Y		N	05/2025	90+ Days	\$179.98
6977	EUREKA	10/03/1921	Active	13	0	1	-7.14%	15	6	1	N	3	R	09/2023		
6942	FREDONIA	02/17/1936	Active	25	1	0	4.17%	26		3	Y		N	11/2021		
126742	Galena Route 66	01/29/2016	Active	11	0	0	0.00%	11		5	N	2	R	11/2025		\$210.00
6944	GARNETT	12/19/1938	Active	23	0	1	-4.17%	25	32	0	Y	3	N	10/2025		
6945	GIRARD	03/09/1948	Active	23	0	0	0.00%	21		3	Y	6	R	03/2024		\$2.00
Exc Award (06/30/2023)																
7195	GODDARD	05/18/1956	Active	48	3	8	-9.43%	54	2	0	Y		N	10/2025	90+ Days	
Exc Award (06/30/2021, 06/30/2023, 06/30/2024)																
7196	HALSTEAD	04/29/1938	Active	37	2	1	2.78%	35	1	2	Y	5	N	12/2020	90+ Days	
7200	HESSTON	02/07/1951	Active	1	0	0	0.00%	14		5	N	None		06/2025		
6980	HILLSBORO	04/27/1961	Active	9	0	1	-10.00%	10	28	0	Y	9		02/2024		\$13.00
6946	HUMBOLDT	12/07/1950	Active	13	1	0	8.33%	16		4	Y	4	R	08/2025		\$323.00
Exc Award (06/30/2018, 06/30/2023)																
6947	INDEPENDENCE	04/25/1922	Active	25	1	0	4.17%	23		4	Y		N	10/2025	90+ Days	
7116	INMAN	01/12/1938	Active	17	0	0	0.00%	11		7	Y	4	R	11/2025		
6949	KINCAID	05/01/1956	Active	14	0	0	0.00%	14		4	Y	5		04/2023		
6983	LEBO	06/09/1954	Active	10	0	0	0.00%	10		4	Y	16		09/2019		
7024	LYNDON	11/19/1953	Active	23	3	2	4.55%	18	2	0	Y		N	11/2025		\$890.00
Exc Award (06/30/2021, 06/30/2022, 06/30/2023, 06/30/2025)																
6984	MADISON	01/09/1928	Active	20	0	0	0.00%	25		9	N	None		06/2023		
66772	MAIZE	10/31/2002	Active	4	0	1	-20.00%	6	25	2	Y	11		03/2024		
7124	MARQUETTE	02/24/1938	Active	18	1	2	-5.26%	19	21	0	Y		N	12/2024		
6952	MC CUNE	07/09/1946	Active	8	0	0	0.00%	9		5	Y	2	R	08/2025		\$20.00
7128	MOUNDRIDGE	02/01/1938	Active	13	1	0	8.33%	9		1	Y	2	R	10/2025		\$37.28
Exc Award (06/30/2022)																
7208	MULVANE	11/18/1966	Active	10	0	0	0.00%	10		0	Y		R	07/2016		
6953	NEODESHA	12/08/1922	Active	28	2	2	0.00%	25	7	1	Y		N	08/2023	90+ Days	
46275	NEOSHO RAPIDS	06/24/1986	Active	11	0	1	-8.33%	12	2	3	Y	2	R	07/2025		




Club Health Assessment for District 17 N through November 2025

			Status	Membership						Reports				Finance	LCIF	
Club Number	Club Name	Charter Date	Times in Status Quo in Past 2 Years	Current Member Count **	YTD Members Added	YTD Members Dropped	YTD Net Growth% ***	Member Count 1 Year Ago	Dropped Members Avg.Length of Service	Months Since Membership Update	Current Officers Reported ****	Current President Repeated Term	VP Reported *****	Last Date Reported Service (mm/yyyy)	Account Balance	YTD Donations
7209	NEWTON	05/17/1921	Active	65	2	5	-4.41%	68	3	1	Y	2	N	07/2025		
	Exc Award (06/30/2018)															
6985	OLPE	09/30/1954	Active	17	0	1	-5.56%	18	8	1	Y		N	06/2022		
7028	OSAGE CITY	08/15/1939	Active	55	0	0	0.00%	54		5	Y	10	R	02/2013		\$69.00
6956	OTTAWA	11/23/1936	Active	14	0	0	0.00%	16		5	N	None		07/2023		
7212	OXFORD	03/12/1946	Active	27	0	0	0.00%	25		6	Y		N	11/2025		\$37.00
7225	PARK CITY	02/25/1955	Active	7	0	0	0.00%	8		4	Y	2		12/2019		
6958	PARSONS	01/27/1931	Active	29	0	0	0.00%	34		5	Y		N	08/2025		\$10.00
	Exc Award (06/30/2019, 06/30/2023)															
6959	PITTSBURG	06/02/1922	Active	19	1	0	5.56%	19		3	Y			10/2025		\$10.00
	Exc Award (06/30/2021, 06/30/2022, 06/30/2023)															
7213	PLEASANT VALLEY	02/24/1954	Active	13	0	0	0.00%	12		4	Y	19		05/2023		
6986	POTWIN	01/08/1952	Active(2)	9	0	0	0.00%	10		22	N	None		06/2023		
	Exc Award (06/30/2018)															
6987	READING	09/11/1956	Active	11	0	0	0.00%	11		4	Y	8	R	11/2024		
	Exc Award (06/30/2018, 06/30/2023)															
7037	SCRANTON	04/14/1954	Active	9	0	4	-30.77%	11	3	3	N	3	N	11/2025		\$25.00
6991	TOWANDA	02/23/1954	Active	25	2	1	4.17%	24	2	0	Y		N	11/2025		\$2,070.00
	Exc Award (06/30/2023)															
7218	VALLEY CENTER	02/28/1957	Active	93	3	1	2.20%	91	1	1	Y		R	11/2025		\$100.00
7219	VIOLA	12/01/1955	Active	12	0	0	0.00%	13		2	Y		N	09/2025		\$43.00
7220	WALTON	03/12/1971	Active	12	0	0	0.00%	12		21	N	4		10/2021		\$19.00
7221	WELLINGTON	12/02/1921	Active	44	1	1	0.00%	39	2	3	Y		N	11/2025		\$467.00
	Exc Award (06/30/2022)															
6964	WESTPHALIA	04/28/1969	Active	22	0	0	0.00%	18		2	Y	7	R	10/2025		
7223	WICHITA DOWNTOWN	12/04/1919	Active	20	0	0	0.00%	27		5	Y		R	07/2025		\$39.00
66673	WICHITA NORTHWEST	10/16/2002	Active	27	1	1	0.00%	26	33	0	Y	2	N	11/2025		\$1,105.00
	Exc Award (06/30/2018, 06/30/2025)															
7138	WINDOM	05/08/1951	Active	7	0	0	0.00%	7		4	Y	2		11/2023		
6995	WINFIELD	07/14/1921	Active	32	3	0	10.34%	32		3	Y	2	R	10/2025		\$38.00



Club Health Assessment for District 17 N through November 2025

			Status	Membership					Reports					Finance	LCIF	
Club Number	Club Name	Charter Date	Times in Status Quo in Past 2 Years	Current Member Count **	YTD Members Added	YTD Members Dropped	YTD Net Growth% ***	Member Count 1 Year Ago	Dropped Members Avg.Length of Service	Months Since Membership Update	Current Officers Reported ****	Current President Repeated Term	VP Reported *****	Last Date Reported Service (mm/yyyy)	Account Balance	YTD Donations

Clubs Cancelled Previous Fiscal Year – Clubs Cancelled within last 12 months may be reinstated

Club Number	Club Name	Charter Date	Current Status*	Cancellation Date
7120	LINDSBORG	03/21/1956	Cancelled(6*)	03/29/2025
6988	SEDAN	05/09/1929	Cancelled(6*)	03/29/2025

Current Total Clubs Count	YTD New Clubs Count	YTD Cancelled Clubs Count	YTD Net Club Gain	Current Total Members Count	YTD Add	YTD Drop	YTD Net Growth	YTD Net Growth %	Member Count 12 Months Ago	Average Member Count Per Club	% of Clubs with less than 20 members	% No Officer Report in 12 Months	% of Clubs with balance 90+ days	Number of Clubs in Status Quo	% Status Quo Clubs in Financial Suspension	Number of Cancelled Clubs	Average Cancelled Club Age	Members Lost Due to Cancellation	% of Clubs Cancelled for Non-Financial Reasons
67	0	0	0	1,351	40	42	-2	-0.15%	1,364	20	55%	1%	10%	0	0%	0	0	0	0%

* - P - Priority Club. Cancellation Reasons: 1-Objectives/conduct, 2-Non-active club, 5-Non-existing club, 6-Disbanding, 7-Merger, 8-Financial Suspension, 9-District/Multiple District Dues.
** Red denotes below 15 active members.
*** Red denotes 20% + loss.
**** Y - all 3 (President, Secretary, Treasurer) club officers reported, N - not all 3 reported.
***** Abbreviation: N-New, IP-Immediate Past, R-Repeat.